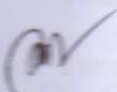



Paramount Insurance Company Limited


Statement of Financial Position (Unaudited)

As at 31st March 2020


PARTICULARS	Mar 31, 2020	Dec 31, 2019
	Taka	Taka
A. Non-Current Assets:	389,433,711	386,557,985
Property, plant & equipment	346,760,970	343,919,235
Asset under construction	17,672,741	17,638,750
Bangladesh Govt. Treasury Bond (BGTB)	25,000,000	25,000,000
B. CURRENT ASSETS:	707,355,038	673,404,366
Stock of Printing and Stationery	943,586	712,815
Investment in Shares & Securities	51,628,336	47,536,820
Advance, Deposits & Prepayments	245,106,029	264,485,948
Cash & Bank Balance	409,677,087	360,668,783
C. CURRENT LIABILITIES	166,722,525	151,511,314
Creditors & Accruals	155,076,804	128,575,189
Outstanding Claims	11,645,721	22,936,125
D. NET WORKING CAPITAL (B-C)	540,632,513	521,893,052
E. NET ASSETS (A+D)	930,066,224	908,451,037
FINANCED BY:		
Share Capital	332,230,120	332,230,120
Reserve for exceptional loss	123,744,687	119,838,715
General Reserve	500,000	500,000
Revaluation Reserve (Surplus)	260,496,653	260,496,653
Investment fluctuation Reserve	(7,472,762)	(2,183,308)
Retained Earnings	5,653,533	14,238,331
Total Shareholders' Equity	715,152,231	725,120,511
Balance of Fund & Account (Reserve for Unexpired Risks)	78,189,786	75,741,966
Provision for Income Tax & Deferred Tax	99,622,589	84,188,004
Deposit Premium	37,101,618	23,400,556
	930,066,224	908,451,037
Net Asset Value (NAV) Per Share (Note-12)	21.53	13.19


CFO


CS


CEO(C.C)


DIRECTOR


CHAIRMAN


Paramount Insurance Company Limited
Statement of Profit or Loss and Other Comprehensive Income (Unaudited)
For the period ended March 31, 2020


PARTICULARS	Jan-Mar,2020 Taka	Jan-Mar,2019 Taka
INCOME		
Gross Premium	134829490.5	62174556.8
Less Re-Insurance Premium Ceded	95,769,770	35,799,909
Net Premium	39,059,720	26,374,648
Add. Re-Insurance Commission	16,882,935	6,854,544
Add. Reserve for Unexpired Risks adjustments	(2,447,820)	(1,274,340)
	53,494,835	31,954,851
Less. EXPENDITURE :		
Agency Comission	13,957,835	4,540,826
Allocated Management expenses	28,069,274	15,689,588
Claims less Re-Insurance	4,106,671	8,706,645
Claims less Re-Insurance	46,133,780	28,937,059
UNDERWRITING PROFIT	7,361,055	3,017,791
Add. Interest, Dividend & Rents	7,363,166	5,469,060
Add. Investment income	(1,840,743)	7,314,963
Capital Gain (Profit on Sale of Car)	-	12,108
	12,883,478	15,813,922
Less. Unallocated Management expenses	2,127,719	1,821,098
PROFIT BEFORE TAX	10,755,759	13,992,824
Provision for Taxes (Current Tax & Deferred Tax)	15,434,586	2,185,227
NET PROFIT AFTER TAX	(4,678,827)	11,807,597
Less. Reserve for exceptional loss	3,905,972	2,637,465
Less. Dividend Paid (Previous Year)	-	-
Less. General Reserve Fund	-	500,000
	(8,584,799)	8,670,133
Balance of profit B/F	14,238,331	6,438,070
Retained earnings transferred to statement of Financial position	5,653,532	15,108,203
OTHER COMPREHENSIVE INCOME		
PROFIT AFTER TAX	(4,678,827)	11,807,598
	255,207,199	(1,639,746)
Add. Unrealized Gain/(Loss) on Investment in share	(5,289,454)	(1,639,746)
Reveluation Reserve (Surplus)	260,496,653	-
Total Comprehensive Income	250,528,372	10,167,852

Earnings Per Share (EPS) (Note-11)

(0.14)

0.36


CFO


CS


CEO(C.C)


DIRECTOR


CHAIRMAN

Place: Dhaka

Dated: June 21, 2020


Paramount Insurance Company Limited
Statement of Cash Flows (Un-Audited)
For the period ended March 31, 2020

SL #	PARTICULARS	Jan-Mar,2020 Taka	Jan-Mar,2019 Taka
01.	Cash Flows From Operating Activities :		
	Collection from Premium & Other Income	210,992,816	66,679,300
	Payment for Management Expenses, Commission, Claim, Re-Insurance and Others	(154,536,836)	(62,944,495)
	Income Tax Paid and Deducted at sources	(3,090,699)	(2,073,541)
	Net Cash Flows From Operating Activities (Note-09)	53,365,281	1,661,264
02.	Cash flows from Investing Activities :		
	Purchase Fixed asset	(3,859,352)	(2,368,538)
	Disposal of Fixed Assets	-	198,892
	Payment against Assets under constration	(33,991)	-
	Increase/(Decrease) investment in share	(9,380,971)	-
	Interest Received	10,758,080	-
	Profit on Sale of car	-	-
	Investment income (Sale Of Share)	(2,189,489)	-
	Dividend Received	348,746	-
	Net Cash flows from Investing Activies :	(4,356,977)	(2,169,646)
03.	Cash flows from Financing Activies :	-	-
	Increase of Share Capital (IPO)	-	-
		-	-
		-	-
	Net Cash Inflows /(Outflows) for this period	49,008,304	(508,382)
	Opening Cash & Bank Balance	360,668,783	357,308,411
		-	-
	Closing Cash & Bank Balance	409,677,087	356,800,029

Net Operating Cash Flows Per Share (NOCFPS) (Note-10) :

1.61


0.05



CFO




CS



CEO (C.C)



DIRECTOR



CHAIRMAN

Place: Dhaka

Dated: June 21, 2020

Paramount Insurance Company Limited

Statement of Changes In Equity (Unaudited)

For the period ended March 31, 2020

Amount in Taka

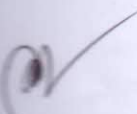
PARTICULARS	Share Capital (Note-15)	General Reserve Fund	Investment Fluctuation Reserve	Reserve for Exceptional Loss	Revaluation Reserve (Surplus)	Retained Earnings	Total
Opening Balance as on Jan-01-2020	332,230,120	500,000	(2,183,308)	119,838,715	260,496,653	14,238,331	725,120,511
Profit for the period				-		(4,678,826)	(4,678,826)
Stock Dividend-2019	-					-	-
Current period result	-	-	(5,289,454)	3,905,972	-	(3,905,972)	(5,289,455)
Equity as on Mar 31, 2020	332,230,120	500,000	(7,472,762)	123,744,686	260,496,653	5,653,533	715,152,230

Statement of Changes In Equity (Unaudited)


For the period ended March 31, 2019

Amount in Taka


PARTICULARS	Share Capital (Note-15)	General Reserve Fund	Investment Fluctuation Reserve	Reserve for Exceptional Loss	Revaluation Reserve (Surplus)	Retained Earnings	Total
Opening Balance as on Jan-01-2019	316,409,640	500,000	5,087,660	104,713,025	-	6,438,070	433,148,394
Profit for the period	-					11,807,598	11,807,598
Stock Dividend-2018				-		-	-
Current period result			(6,727,406)	2,637,465	-	(2,637,465)	(6,727,406)
Equity as on Mar 31, 2019	316,409,640	500,000	(1,639,746)	107,350,490	-	15,608,203	438,228,586


CFO


CS


CEO(C.C)


DIRECTOR


CHAIRMAN

Place: Dhaka

Dated: June 21, 2020

