


Paramount Insurance Company Limited
Statement of Financial Position (Unaudited)
As at 30 September 2020

PARTICULARS	Note	Sep 30, 2020	Dec 31, 2019
		Taka	Taka
A. Non-Current Assets:		387,712,913	386,557,985
Property, plant & equipment		344,132,089	343,919,235
Asset under construction		18,580,824	17,638,750
Bangladesh Govt. Treasury Bond (BGTB)		25,000,000	25,000,000
B. CURRENT ASSETS:		861,107,596	673,404,366
Stock of Printing and Stationery		826,214	712,815
Insurance Stamp in hand		42,573	
Investment in Shares & Securities		79,854,990	47,536,820
Advance, Deposits, Prepayments & Others		302,266,731	264,485,948
Cash and Cash Equivalents		478,117,087	360,668,783
Cash at Bank		88,671,055	7,968,099
Cash in Hand		396,032	150,683
Fixed Deposit Receipt (FDR)		389,050,000	352,550,000
C. CURRENT LIABILITIES		142,895,677	151,511,314
Creditors & Accruals		134,179,561	128,575,189
Outstanding Claims		8,716,116	22,936,125
D. NET WORKING CAPITAL (B-C)		718,211,918	521,893,052
E. NET ASSETS (A+D)		1,105,924,831	908,451,037
FINANCED BY:			
Share Capital		338,874,720	332,230,120
Reserve for exceptional loss		136,215,766	119,838,715
General Reserve		500,000	500,000
Revaluation Reserve (Surplus)		260,496,653	260,496,653
Investment fluctuation Reserve		10,445,843	(2,183,308)
Retained Earnings		104,042,428	14,238,331
Total Shareholders' Equity		850,575,409	725,120,511
Balance of Fund & Account (Reserve for Unexpired Risks)		97,001,965	75,741,966
Provision for Income Tax & Deferred Tax		138,210,787	84,188,004
Deposit Premium		20,136,671	23,400,556
		1,105,924,831	908,451,037
Net Asset Value (NAV) Per Share	13	25.10	13.55

The annexed notes form an integral part of these financial statements



CFO



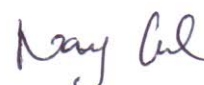
CS



CEO(C.C)



DIRECTOR



CHAIRMAN

Place: Dhaka


Dated: Oct. 27, 2020

Paramount Insurance Company Limited
Statement of Profit or Loss and Other Comprehensive Income (Unaudited)
For the Period ended September 30, 2020

PARTICULARS	Note	Jan-Sep,2020 Taka	Jan-Sep,2019 Taka	Jul-Sep, 2020 Taka	Jul-Sep, 2019 Taka
INCOME					
Gross Premium		327,846,241	198,944,027	129,043,835	47,497,230
Less Re-Insurance Premium Ceded		164,075,734	110,566,552	31,488,077	21,123,011
Net Premium		163,770,506	88,377,475	97,555,758	26,374,219
Add. Re-Insurance Commission		31,495,860	24,830,098	7,084,155	4,255,515
Add. Reserve for Unexpired Risks adjustments		(21,259,999)	(7,107,862)	(25,764,342)	(2,620,725)
		174,006,368	106,099,711	78,875,571	28,009,009
Less. EXPENDITURE :					
Agency Comission		19,744,046	20,929,516	1,595,400	5,223,494
Allocated Management expenses		69,634,601	52,000,459	20,477,733	17,496,239
Claims less Re-Insurance		512,589	9,227,174	(1,967,090)	2,571,114
		89,891,236	82,157,149	20,106,043	25,290,847
UNDERWRITING PROFIT		84,115,132	23,942,562	58,769,529	2,718,163
Add. Interest, Dividend & Rents		23,325,837	20,433,941	9,833,078	7,284,730
Add. Investment income		70,180,864	7,173,121	72,022,601	(700,628)
Capital Gain (Profit on Sale of Car)		269,617	125,259	-	113,151
		177,891,450	51,674,882	140,625,208	9,415,416
Less. Unallocated Management expenses		4,398,317	4,406,798	913,366	1,401,681
PROFIT BEFORE TAX		173,493,133	47,268,084	139,711,842	8,013,734
Provision for Taxes	09	54,022,783	12,447,267	30,718,388	2,189,331
PROFIT AFTER TAX		119,470,350	34,820,817	108,993,455	5,824,403
Less. Reserve for exceptional loss		16,377,051	8,837,748	9,755,576	2,637,422
Less. Dividend Paid (Previous Year)		13,289,202	15,820,480	13,289,202	-
Less. General Reserve Fund		-	1,500,000	-	500,000
		89,804,097	8,662,589	85,948,676	2,686,982
Balance of profit B/F		14,238,331	6,438,070	18,093,751	12,413,677
Retained earnings transferred to statement of Financial position		104,042,428	15,100,659	104,042,428	15,100,659
OTHER COMPREHENSIVE INCOME					
PROFIT AFTER TAX		119,470,350	34,820,817	108,993,455	5,824,403
		273,125,804	(3,871,805)	273,125,804	(3,871,805)
Add. Unrealized Gain/(Loss) on Investment in share		12,629,151	(3,871,805)	12,629,151	(3,871,805)
Reveluation Reserve (Surplus)		260,496,653	-	260,496,653	-
Total Comprehensive Income		392,596,153	30,949,012	382,119,258	1,952,599

Earnings Per Share (EPS) 12 3.53 1.03 3.22 0.17


The annexed notes form an integral part of these financial statements


CFO


CS


CEO(C.C)


DIRECTOR


CHAIRMAN


Place: Dhaka

Dated: Oct. 27, 2020

Paramount Insurance Company Limited
Statement of Cash Flows (Un-Audited)
For the Period ended September 30, 2020

SL #	PARTICULARS	Note	Jan-Sep,2020 Taka	Jan-Sep,2019 Taka
01.	Cash Flows From Operating Activities :			
	Collection from Premium & Other Income		339,131,949	215,188,493
	Payment for Management Expenses, Commission, Claim, Re-Insurance and Others		(269,615,031)	(191,494,131)
	Income Tax Paid and Deducted at sources		(12,833,442)	(18,157,398)
	Net Cash Flows From Operating Activities	10	56,683,476	5,536,964
02.	Cash flows from Investing Activities :			
	Purchase Fixed asset		(4,363,483.00)	(2,670,582)
	Disposal of Fixed Assets		1,020,383.00	1,130,241
	Payment against Assets under construction		(942,074.00)	-
	Increase/(Decrease) investment in share		(19,689,019)	-
	Interest Received		20,933,143.39	-
	Profit on Sale of car		269,617.00	-
	Investment income (Sale Of Share)		68,067,779	-
	Dividend Received		2,113,084	-
	Net Cash flows from Investing Activies :		67,409,431	(1,540,341)
03.	Cash flows from Financing Activities :			
	Cash dividend Paid-2019		(6,644,602)	-
	Net Cash Flows From Fainancing Activities		(6,644,602)	-
	Net Cash Inflows /(Outflows) for this period		117,448,304	3,996,623
	Opening Cash & Bank Balance		360,668,783	357,308,411
	Closing Cash & Bank Balance		478,117,087	361,305,034
	Net Operating Cash Flows Per Share (NOCFPS) :	11	1.67	0.16

The annexed notes form an integral part of these financial statements



CFO



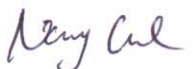
CS



CEO (C.C)



DIRECTOR



CHAIRMAN

Place: Dhaka

Dated: Oct. 27, 2020

Paramount Insurance Company Limited
Statement of Changes In Equity (Unaudited)
For the Period ended September 30, 2020


Amount in Taka

PARTICULARS	Share Capital (Note-14)	General Reserve Fund	Investment Fluctuation Reserve	Reserve for Exceptional Loss	Revaluation Reserve (Surplus)	Retained Earnings	Total
Opening Balance as on Jan-01-2020	332,230,120	500,000	(2,183,308)	119,838,715	260,496,653	14,238,331	725,120,511
Profit for the period						119,470,350	119,470,350
Stock Dividend-2019	6,644,600					(6,644,600)	-
Cash dividend Paid-2019						(6,644,602)	(6,644,602)
Current period result	-	-	12,629,151	16,377,051	-	(16,377,051)	12,629,151
Equity as on September 30, 2020	338,874,720	500,000	10,445,843	136,215,766	260,496,653	104,042,428	850,575,409

Statement of Changes In Equity (Unaudited)
For the Period ended September 30, 2019

Amount in Taka

PARTICULARS	Share Capital (Note-14)	General Reserve Fund	Investment Fluctuation Reserve	Reserve for Exceptional Loss	Revaluation Reserve (Surplus)	Retained Earnings	Total
Opening Balance as on Jan-01-2019	316,409,640	500,000	5,087,660	104,713,025	-	6,438,070	433,148,394
Profit for the period	-					34,820,817	34,820,817
Stock Dividend-2018	15,820,480			-		(15,820,480)	-
Current period result		1,500,000	(8,959,464)	8,837,747	-	(10,337,747)	(8,959,464)
Equity as on September 30, 2019	332,230,120	2,000,000	(3,871,805)	113,550,772	-	15,100,659	459,009,747


CFO


CS


CEO (C.C)


DIRECTOR


CHAIRMAN

Place: Dhaka

Dated: Oct 27, 2020