

Paramount Insurance Co. Limited

24th ANNUAL GENERAL MEETING

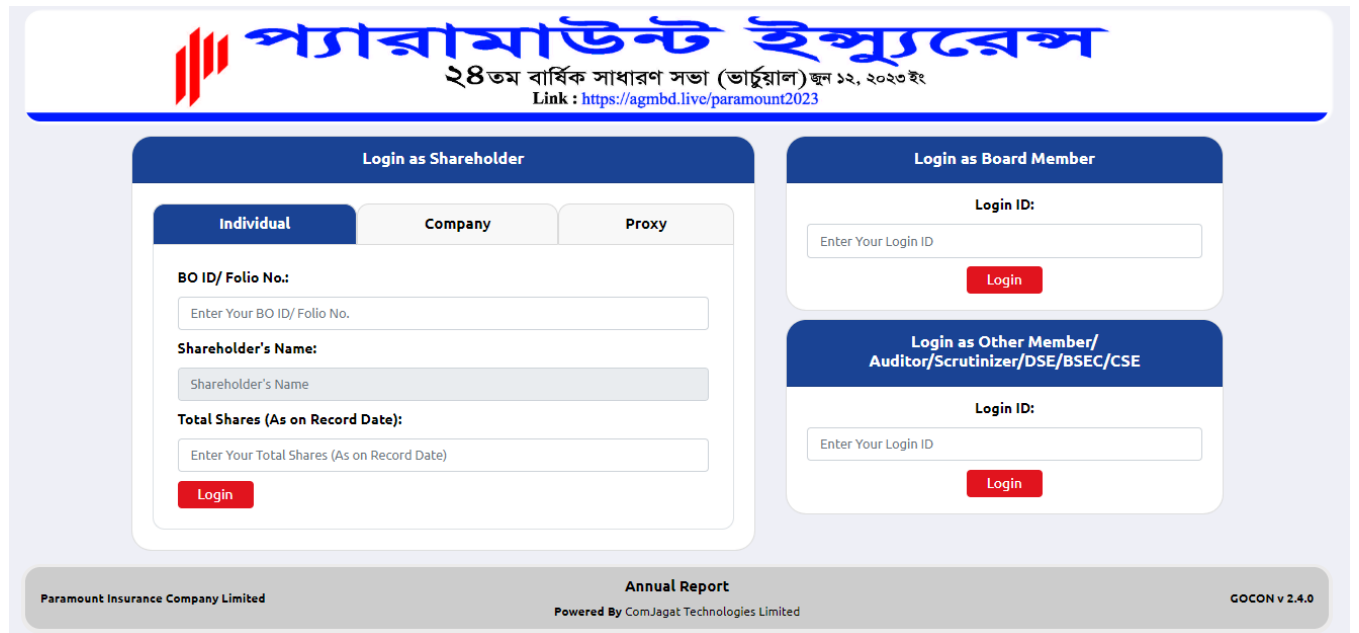
**QUICK USER GUIDE OF
VIRTUAL AGM PLATFORM
FOR
SHAREHOLDER (Individual/ company /proxy)**

Prepared by

[COMJAGAT TECHNOLOGIES](#)

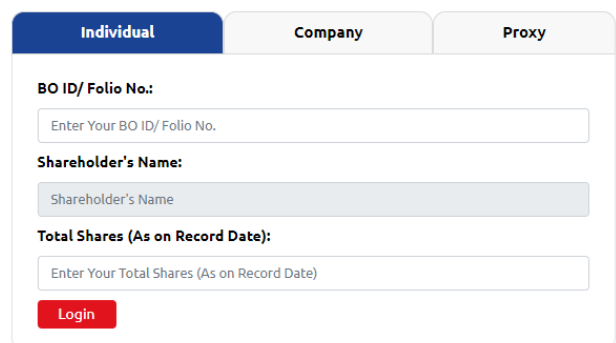
AGM Link: <https://agmbd.live/paramount2023>

AGM portal login Interface



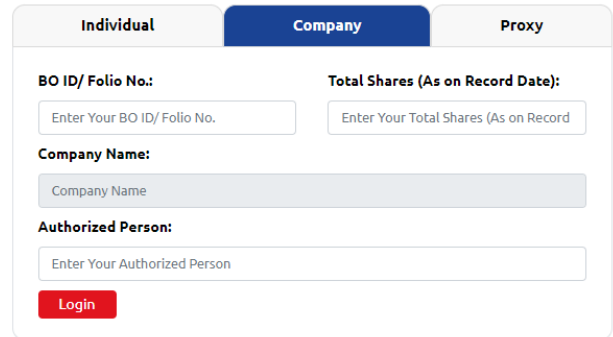
Individual Login Interface

- Click “**Individual**” Tab.
- Enter your correct BO ID/Folio Number.
- Shareholder’s Name will show automatically.
- Cursor will blink in total share field.
- Enter your correct Total share as on record date.
- Correct Information will allow an **Individual shareholder to log in.**



Company Login Interface (Single)

- Click “**Company**” Tab.
- Enter correct BO ID/ Folio Number of your Company.
- The Company Name will show automatically.
- Cursor will blink in total share field.
- Enter your correct Total share as on record date.
- **Authorized person name** will be the person who will be assigned from the specific company. In attendance report that name will be counted.
- Correct Information will allow a **Company shareholder to login.**

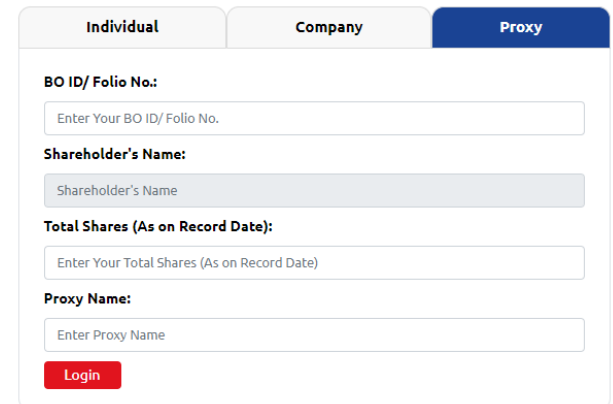


The screenshot shows a login interface with three tabs: 'Individual', 'Company' (selected), and 'Proxy'. The 'Company' tab is active. The form contains the following fields and labels:

- BO ID/ Folio No.:** A text input field with the placeholder text "Enter Your BO ID/ Folio No."
- Total Shares (As on Record Date):** A text input field with the placeholder text "Enter Your Total Shares (As on Record)"
- Company Name:** A text input field with the placeholder text "Company Name"
- Authorized Person:** A text input field with the placeholder text "Enter Your Authorized Person"
- A red **Login** button is located at the bottom left of the form.

Proxy Login Interface (Single)


- Click “**Proxy**” Tab.
- Enter your correct BO ID/Folio Number.
- Shareholder’s Name will show automatically.
- Cursor will blink in total share field.
- Enter your correct Total share as on record date.
- **Proxy name** will come automatically.
- Correct Information will allow a **Proxy shareholder to log in**



The screenshot shows a login interface with three tabs: 'Individual', 'Company', and 'Proxy' (selected). The 'Proxy' tab is active. The form contains the following fields and labels:

- BO ID/ Folio No.:** A text input field with the placeholder text "Enter Your BO ID/ Folio No."
- Shareholder's Name:** A text input field with the placeholder text "Shareholder's Name"
- Total Shares (As on Record Date):** A text input field with the placeholder text "Enter Your Total Shares (As on Record Date)"
- Proxy Name:** A text input field with the placeholder text "Enter Proxy Name"
- A red **Login** button is located at the bottom left of the form.

Shareholder Landing Page

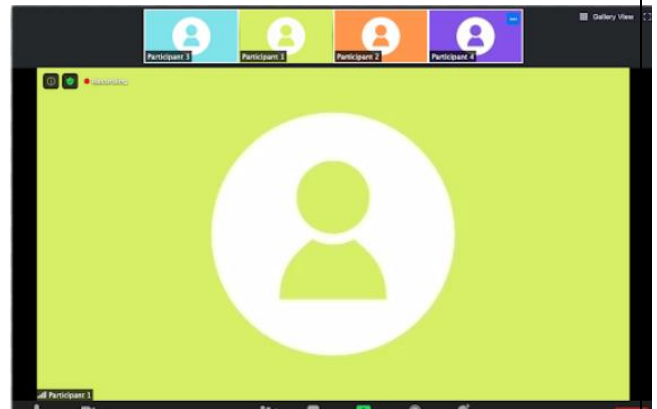


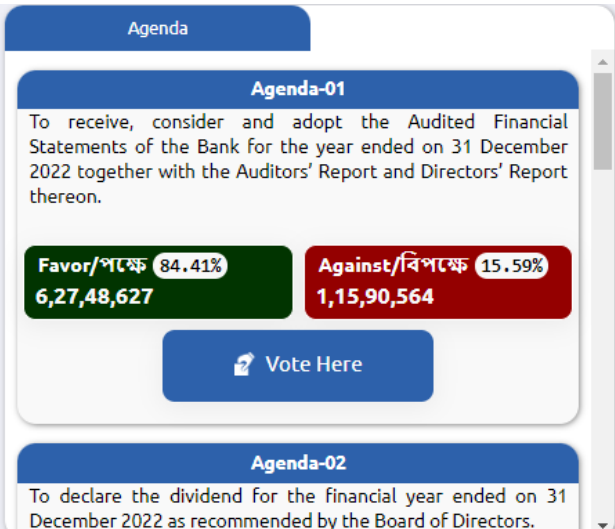
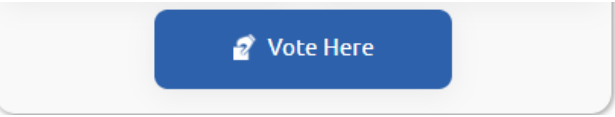
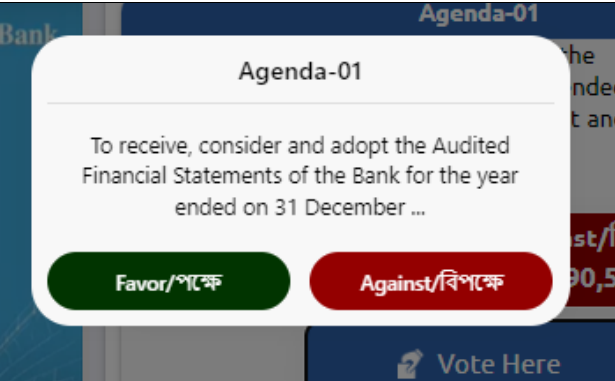
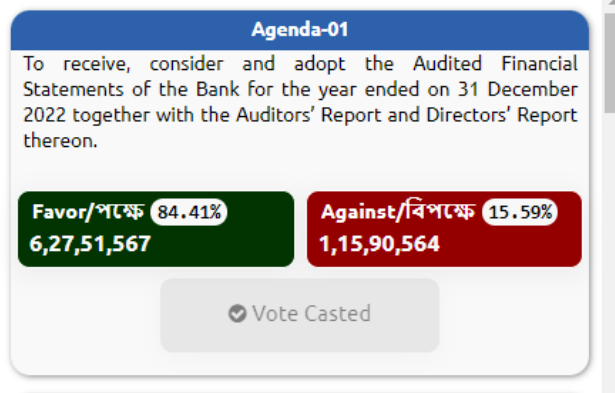
The screenshot shows the 'Shareholder Landing Page' for Paramount Insurance. At the top, the company name 'প্যারামাউন্ট ইন্স্যুরেন্স' is written in Bengali, followed by '২৪তম বার্ষিক সাধারণ সভা (ভার্চুয়াল) জুন ১২, ২০২৩ ইং' and the link 'Link : https://agmbd.live/paramount2023'. Below this, it displays 'Total Attendance: 1 Total Shares: 1581' and a 'Logout' button for 'Jabed Jahangir khan'. The main content area is divided into three sections: a video player on the left showing the Paramount Insurance logo and 'Commenced its Journey 1999'; a central 'Agenda' section with 'Agenda-01/আলোচ্যসূচী-0১' detailing the adoption of the Audited Financial Statement for 2022, and a voting interface showing 'Favor/পক্ষে 0%' and 'Against/বিপক্ষে 0%' with a 'Vote Here' button; and a 'Comments/মন্তব্য' section on the right. The footer includes 'Paramount Insurance Company Limited', 'Annual Report', 'Powered By ComJagat Technologies Limited', and 'GOCON v 2.4.0'.

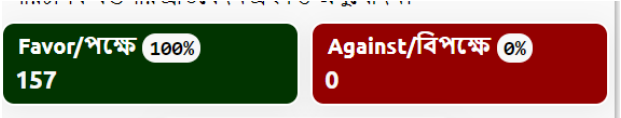
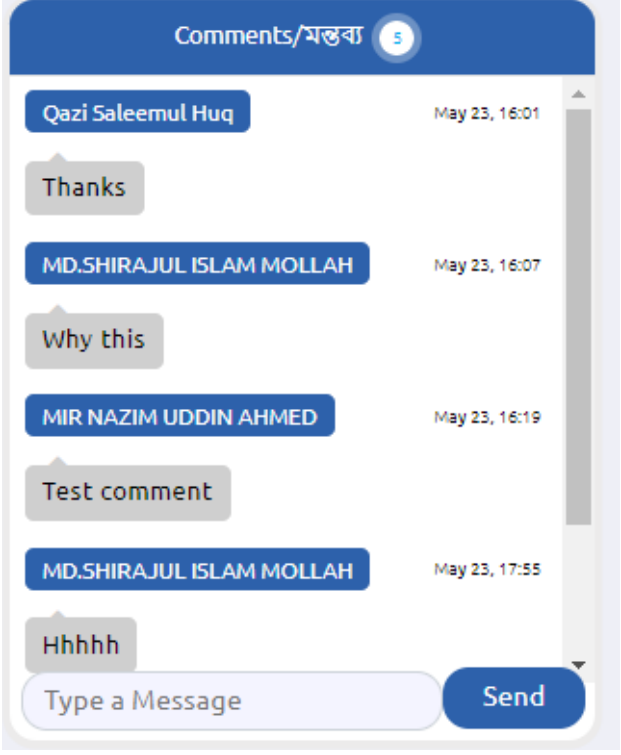
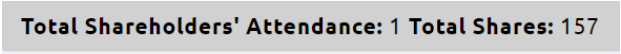
If Video get Paused or Video Loading Error due to Internet Failure or Bandwidth Dropout. Please Refresh the Page.

Video Conference of Board Member:

- In this window shareholder can see Live Video Conference of Board members.




<p>Agenda:</p> <ul style="list-style-type: none"> Shareholder can see all agenda of the current AGM from the middle window. 	
<p>Voting Feature:</p> <ul style="list-style-type: none"> To submit vote Click “Vote here” button A person can give vote once for one agenda. After giving vote, “Vote Here” button will be disabled for that person. 	
<p>To Submit Vote:</p> <ul style="list-style-type: none"> Shareholder can give vote in Favor /against from the Pop-Up Window. 	
<p>Vote Casted</p> <ul style="list-style-type: none"> Vote Casted Message will ensure that your vote has been submitted 	

<p>Live Voting Result:</p> <ul style="list-style-type: none"> • Total vote count and voting percentage will be shown under each Agenda. • Voting result count as how many shares are held by shareholders. 	
<p>Comment:</p> <ul style="list-style-type: none"> • Type your comments in Bangla / English in “Type a message” field. • Click the send button / Press enter from keyboard • You will get a confirmation message as “Message sent successfully”. 	
<p>Attendance</p> <ul style="list-style-type: none"> • Shareholder can see total shareholder attendance and total shares. 	

Logout

- By clicking the log out button shareholder can logout from the interface.

Logout 

Contact Details

Comjagat Technologies

House-29 (M-A), Road-6, Dhanmondi, Dhaka-1205

Sales: 01711936465, 01670223187

E-Mail: mehbuba.gulshan@e-jagat.com

masum@e-jagat.com

Web: gocon.live

Facebook: www.facebook.com/GOCON.OFFICIAL